

MARCH 2024

Partner in the World Class
Oyu Tolgoi Underground
Copper-Gold Mine

CORPORATE PRESENTATION

TSX: ETG ◆ OTCQB: ERLFF



ENTRÉE
RESOURCES

Cautionary Statement

This presentation contains forward-looking information within the meaning of applicable Canadian securities laws.

Forward-looking information includes, but is not limited to, information with respect to corporate strategies and plans; requirements for additional capital; uses of funds and projected expenditures; arbitration proceedings, including the potential benefits, timing and outcome of arbitration proceedings; the Company's plans to continue discussions with Oyu Tolgoi LLC ("OTLLC") and Rio Tinto regarding a potential restructuring or amendment of the Entrée/Oyu Tolgoi joint venture agreement; the Company's plans to continue discussions with Erdenes Oyu Tolgoi LLC ("EOT") regarding the potential for the Government of Mongolia and EOT to conclude an agreement with the Company for the State to share in 34% of the economic benefit of the Company's interest in the EJV property; the Company's ability to transfer the Shivee Tolgoi and Javhlant mining licenses to OTLLC either in conjunction with finalization and execution of a restructured or amended agreement with OTLLC or enforcement of certain provisions of existing agreements pursuant to binding arbitration proceedings; the potential for the Company to be included in or otherwise receive the benefits of the Oyu Tolgoi Investment Agreement; the expectations set out in OTFS20 and the Company's 2021 Technical Report on its interest in the EJV property; timing and status of Oyu Tolgoi underground development; the nature of the ongoing relationship and interaction between OTLLC and Rio Tinto and the Government of Mongolia and EOT with respect to the continued operation and development of Oyu Tolgoi; the technical studies for Lift 1 Panels 1 & 2, OTFS23, the Lift 2 Pre-Feasibility Study, the Heruga Order of Magnitude Study, and an updated resource model for Hugo North (including Hugo North Extension) Lifts 1 and 2 and the possible outcomes, content and timing thereof; the timing and progress of the sinking of Shafts 3 and 4 and any delays in that regard in addition to previously disclosed delays; timing and amount of production from Lifts 1 and 2 of the EJV property, potential production delays and the impact of any delays on the Company's cash flows, expected copper, gold and silver grades, liquidity, funding requirements and planning; future commodity prices; the estimation of mineral reserves and resources; projected mining and process recovery rates; estimates of capital and operating costs, mill and concentrator throughput, cash flows and mine life; capital, financing and project development risk; mining dilution; exploration potential; potential expansion of mineralization; potential metallurgical recoveries and grades; plans for future exploration and/or development programs and budgets; permitting time lines; anticipated business activities; proposed acquisitions and dispositions of

assets; and future financial performance. While the Company has based this forward-looking information on its expectations about future events as at the date that such information was prepared, the information is not a guarantee of Entrée's future performance and is based on numerous assumptions regarding present and future business strategies; the correct interpretation of agreements, laws and regulations; the commencement and conclusion of arbitration proceedings, including the potential benefits, timing, and outcome of arbitration proceedings; the potential benefits, timing and outcome of discussions with EOT, OTLLC, and Rio Tinto; the future ownership of the Shivee Tolgoi and Javhlant mining licenses; that the Company will continue to have timely access to detailed technical, financial, and operational information about the EJV property, the Oyu Tolgoi project, and government relations to enable the Company to properly assess, act on, and disclose material risks and opportunities as they arise; local and global economic conditions and the environment in which Entrée will operate in the future, including commodity prices, projected grades, projected dilution, anticipated capital and operating costs, including inflationary pressures thereon resulting in cost escalation, and anticipated future production and cash flows; the anticipated location of certain infrastructure and sequence of mining within and across panel boundaries; the construction and continued development of the Oyu Tolgoi underground mine; the status of Entrée's relationship and interaction with the Government of Mongolia, EOT, OTLLC, and Rio Tinto; and the Company's ability to operate sustainably, its community relations and its social license to operate.

With respect to the construction and continued development of the Oyu Tolgoi underground mine, important risks, uncertainties and factors which could cause actual results to differ materially from future results expressed or implied by such forward-looking information include the nature of the ongoing relationship and interaction between OTLLC, Rio Tinto, EOT and the Government of Mongolia with respect to the continued operation and development of Oyu Tolgoi along with the implementation of Resolution 103; the continuation of undercutting in accordance with the mine plans and designs in OTFS23; applicable taxes and royalty rates; the amount of any future funding gap to complete the Oyu Tolgoi project and the availability and amount of potential sources of additional funding; the timing and cost of the construction and expansion of mining and processing facilities; inflationary pressures on prices for critical supplies for Oyu Tolgoi resulting in cost escalation; the ability of OTLLC or the Government of Mongolia to deliver a domestic

Cautionary Statement cont'd

power source for Oyu Tolgoi (or the availability of financing for OTLLC or the Government of Mongolia to construct such a source) within the required contractual timeframe; sources of interim power; OTLLC's ability to operate sustainably, its community relations, and its social licence to operate in Mongolia; the impact of changes in, changes in interpretation to or changes in enforcement of, laws, regulations and government practises in Mongolia; delays, and the costs which would result from delays, in the development of the underground mine; the anticipated location of certain infrastructure and sequence of mining within and across panel boundaries; international conflicts such as the ongoing Russia-Ukraine conflict; projected commodity prices and their market demand; and production estimates and the anticipated yearly production of copper, gold and silver at the Oyu Tolgoi underground mine.

The 2021 PEA is based on a conceptual mine plan that includes Inferred mineral resources. Numerous assumptions were made in the preparation of the 2021 PEA, including with respect to mineability, capital and operating costs, including inflationary pressures thereon resulting in cost escalation, production schedules, the timing of construction and expansion of mining and processing facilities, and recoveries, that may change materially once production commences at Hugo North Extension Lift 1 and additional development and capital decisions are required. Any changes to the assumptions underlying the 2021 PEA could cause actual results to be materially different from any future results, performance or achievements expressed or implied by forward-looking information relating to the 2021 PEA.

Other risks, uncertainties and factors which could cause actual results to differ materially from future results expressed or implied by forward-looking information are discussed in the section entitled "Risk Factors" in Entrée's Annual Information Form for the year ended December 31, 2023, available at www.sedarplus.ca. There can be no assurance that forward-looking information will prove to be accurate, as actual results and future events could differ materially from those anticipated in such information. Except as required under applicable securities legislation, Entrée undertakes no obligation to publicly update or revise forward-looking information.

Robert Cinits, P.Geo., has approved the technical information in this presentation. Mr. Cinits is a "qualified person" as defined in National Instrument 43-101- Standards of Disclosure for Mineral

Projects ("NI 43-101").

All minerals reserves and mineral resources have been calculated in accordance with the standards of the Canadian Institute of Mining, Metallurgy and Petroleum and NI 43-101. Cautionary Note to United States Investors: NI 43-101 is a rule developed by the Canadian Securities Administrators that establishes standards for all public disclosure an issuer makes of scientific and technical information concerning mineral properties. NI 43-101 differs from the disclosure requirements of the United States Securities and Exchange Commission generally applicable to U.S. companies. Accordingly, descriptions of mineral deposits contained in this presentation may not be comparable to similar information made public by U.S. companies subject to the reporting and disclosure requirements under the United States federal securities laws and the rules and regulations thereunder.

"Cash costs after credits" (C1) and all-in sustaining cost (ASIC) are non-IFRS performance measurements. These performance measurements are included because these statistics are widely accepted as the standard of reporting cash costs of production in North America. These performance measurements do not have a meaning within IFRS and, therefore, amounts presented may not be comparable to similar data presented by other mining companies. These performance measurements should not be considered in isolation as a substitute for measures of performance in accordance with IFRS.

The information in this presentation is for informational purposes only. Readers should not rely on the information for any purpose other than to gain general knowledge of Entrée. This information is not intended to be, and should not be construed as, part of an offering or solicitation of securities.

For additional information regarding the EJV property, see the technical report titled "Entrée/Oyu Tolgoi Joint Venture Project, Mongolia, NI 43-101 Technical Report" with an original effective date of May 17, 2021, and an amended effective date of October 8, 2021 ("2021 Technical Report") prepared by Wood Canada Limited, a copy of which is available on SEDAR+ at www.sedarplus.ca and on Entrée's website.

WHY INVEST

Entrée Resources is a partner in the world-class Oyu Tolgoi copper-gold project in Mongolia

No cash commitments required for development or exploration



WORLD-CLASS ASSET

High grade deposits.
Partner in what is expected to be the world's 4th largest copper mine by 2030.



LOW RISK

Characteristics of a royalty.
No upfront capital / exploration costs.



WELL FUNDED

~US\$6.1 M in treasury.



GROWTH

Ongoing exploration and ore body knowledge drilling on Entrée's joint venture property, with first development work expected H2 2024.



About Us

Oyu Tolgoi copper-gold project in Mongolia

Oyu Tolgoi underground copper-gold mine

- 4th largest copper mine once all three Lift 1 Panels are in full production (~2030)
- High grade / low cost / long life
- Close proximity to market (China)
- Owned and operated by Rio Tinto and the Government of Mongolia through Oyu Tolgoi LLC (OTLLC)
- Underground production from Lift 1 Panel 0 commenced March 2023 (100% OTLLC)
- Ramp-up to Lift 1 Panel 1 production:
 - Commissioning of Shafts 3 & 4 expected H2 2024
 - Conveyor to surface commissioning expected H2 2024
 - First Lift 1 Panel 1 development work on Hugo North Extension deposit on Entrée/Oyu Tolgoi JV property expected H2 2024*

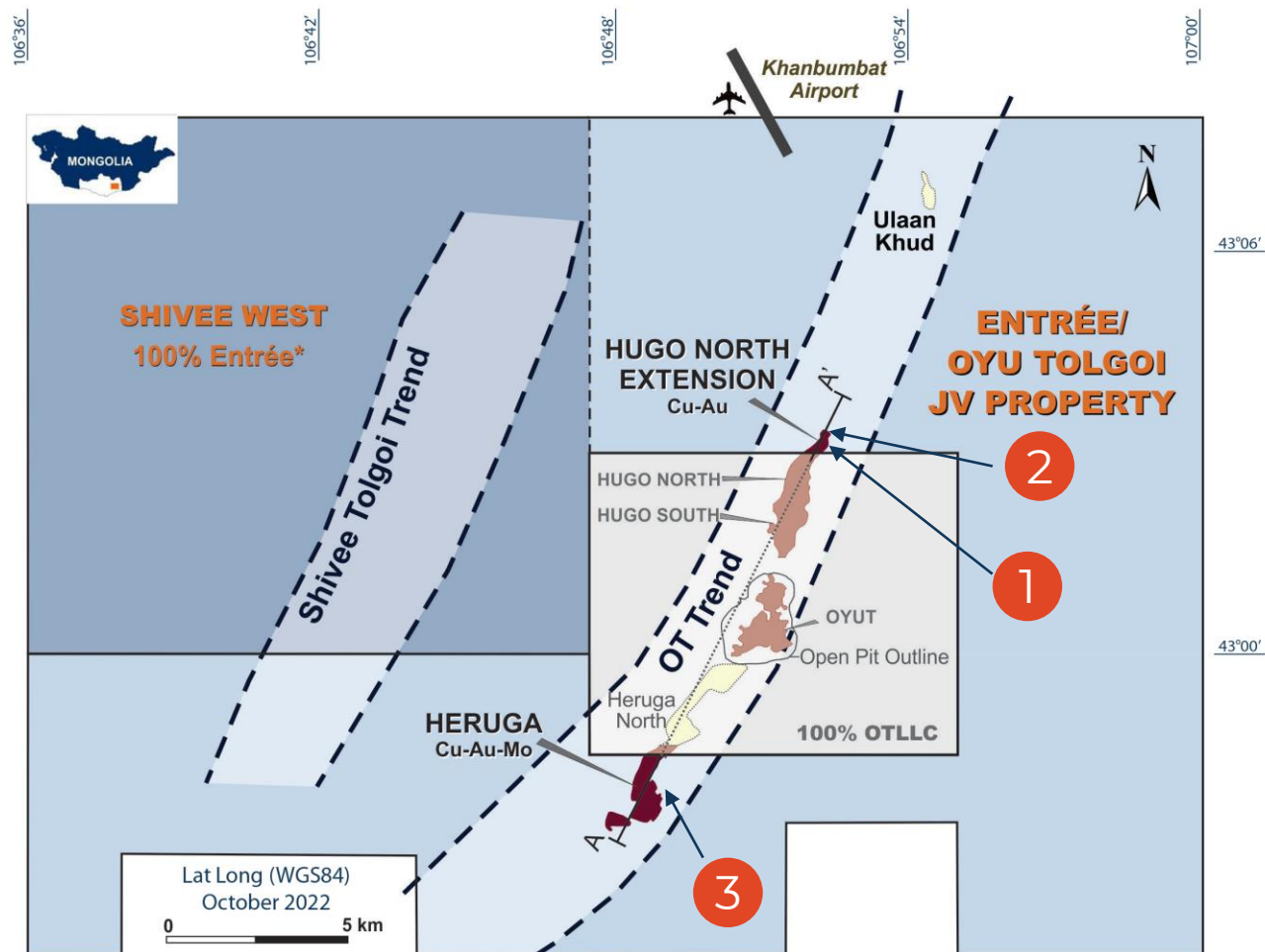


Above: Oyu Tolgoi's underground mine. Source: <http://ot.mn/>

* Entrée holds the Shivee Tolgoi and Javhlant licenses, which host the Hugo North Extension deposit and the majority of the Heruga deposit, respectively. Entrée has a 20% participating interest in mineralization extracted from those licenses below 560 metres elevation (which includes Hugo North Extension and Heruga), and a 30% participating interest in mineralization identified above 560 metres, with joint venture partner OTLLC owning the remaining interest.

OYU TOLGOI

- The partnership with OTLLC is known as the Entrée/Oyu Tolgoi JV (EJV)
- Entrée holds licenses integral to Oyu Tolgoi on behalf of the partners
- The joint venture agreement governing the partnership and operations on the EJV property came into effect in 2008
- EJV property* includes:
 - Hugo North Extension (HNE) (Cu-Au)**
 - 1 • 2021 Reserve Case (Lift 1)
 - 2 • 2021 PEA (Lift 2)
 - 3 **Heruga (Cu-Au-Mo)**

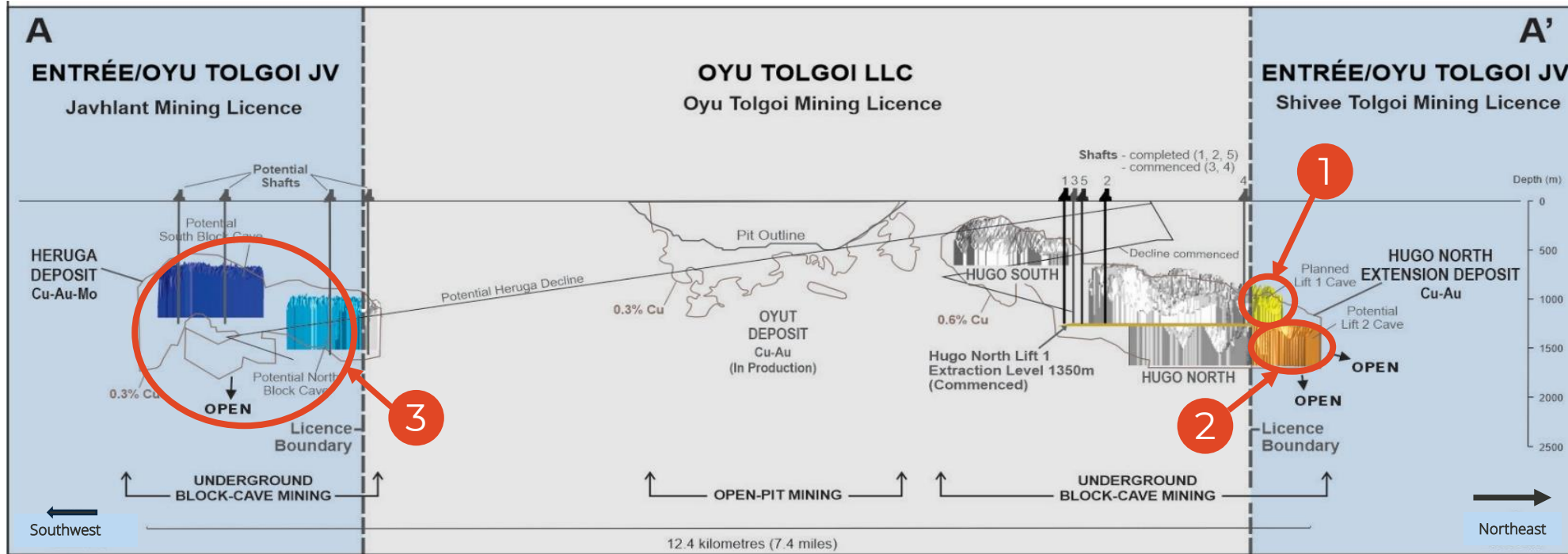


ENTRÉE RESOURCES LTD. - ENTRÉE/OYU TOLGOI JV PROJECT



* Entrée has a 20% carried participating interest in the Hugo North Extension deposit and the majority of the Heruga deposit with joint venture partner OTLLC owning the remaining interest. Outline of mineralization is projected to surface. The Shivee West property is 100% owned by Entrée but may ultimately be included in the EJV property.

Hugo North Extension (HNE) & Heruga



1. Based on assumptions in the 2021 Technical Report, which are subject to change.

2. Based on information supplied by OTLLC or reported within the 2020 Oyu Tolgoi Feasibility Study (OTFS20) completed in July 2020. Mine life includes 4-years development production then 13-years block cave production.

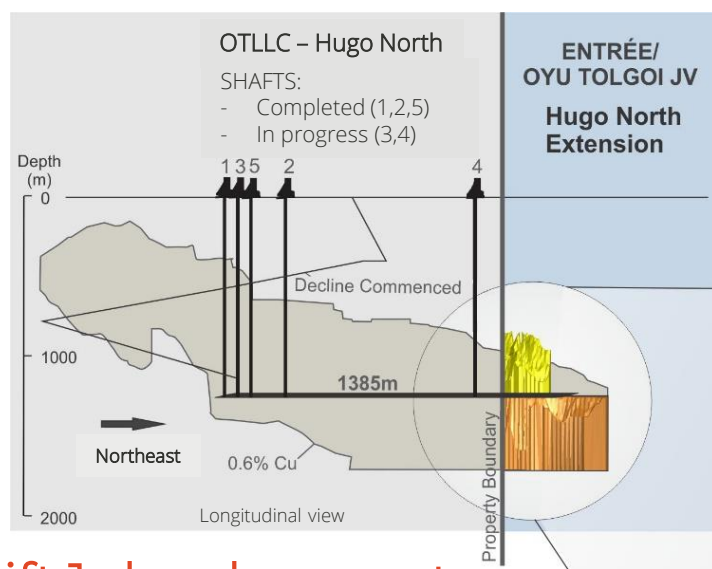
3- The economic analysis in the 2021 PEA does not have as high a level of certainty as the 2021 Reserve Case. The 2021 PEA is preliminary in nature and includes inferred mineral resources considered too speculative geologically to have the economic considerations applied to them that would enable them to be categorized as mineral reserves, and there is no certainty that the 2021 PEA will be realized. Mineral resources are not mineral reserves and do not have demonstrated economic viability. Conceptual mine life includes 4-years development production then 18-years block cave production.

4- Refer to Mineral Resources & Reserves on Slide 19.

Longitudinal Section Along the Oyu Tolgoi Deposits

- 1 • 2021 Reserve Case ¹: HNE Lift 1: 40 Mt Probable reserve @ 1.5% Cu, 0.53 g/t Au, 3.6 g/t Ag with a 17-year mine life ^{2, 4}
- 2 • 2021 PEA ^{1, 3}: HNE Lift 2: 78 Mt Indicated and 88 Mt Inferred at 1.35% Cu, 0.49 g/t Au, 3.6 g/t Ag (average expected run-of-mine grade) with a 22-year conceptual mine life ⁴
- 3 • Heruga: 1.4 Bt inferred resources at 0.68% CuEq ⁴

Hugo North Extension Lift 1 & Lift 2



Hugo North Extension Lift 1 development expected to commence in H2 2024

Development Scenarios*

Lift 1

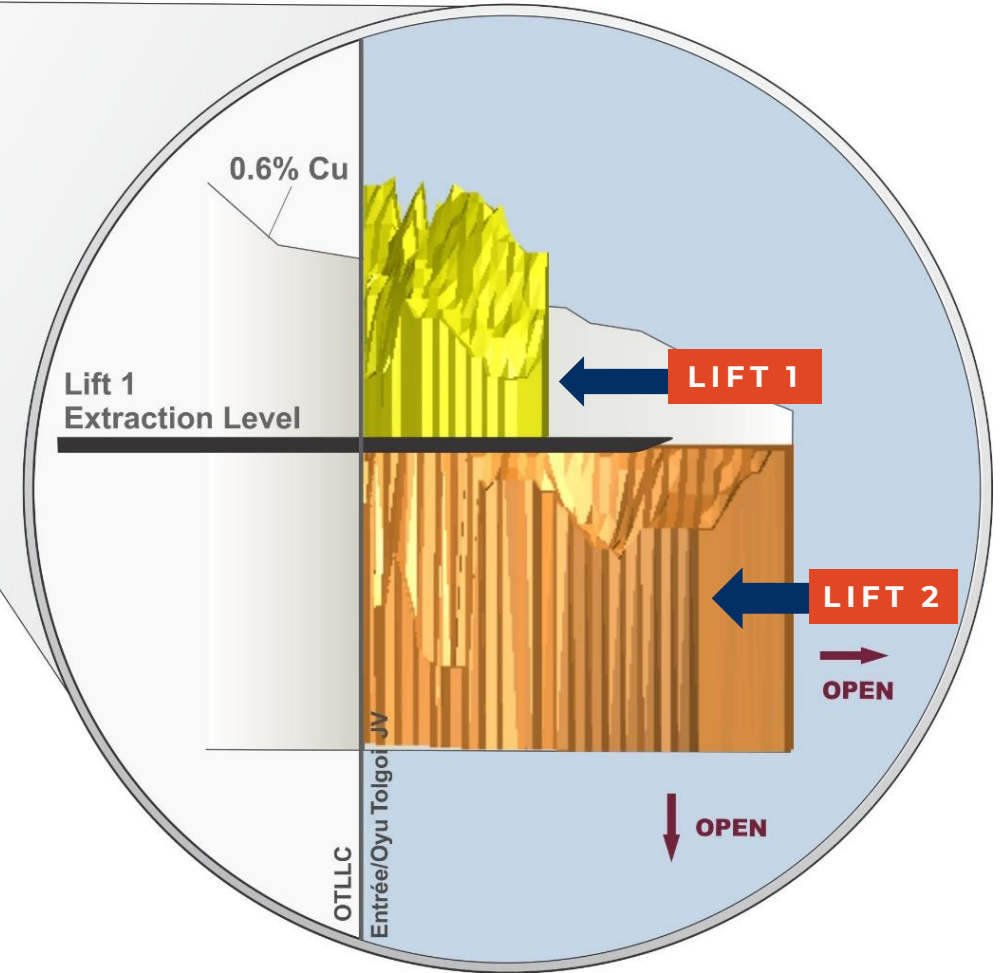
(2021 Reserve Case)

- 1,249 Mlbs copper recovered
- 549 koz gold recovered
- 3,836 koz silver recovered
- Entrée LOM avg cash costs after credit (C1) - \$0.79/lb payable Cu
- Entrée LOM avg all-in-sustaining costs (AISC) after credit - \$1.26/lb payable Cu

Lift 2

(2021 PEA)

- 4,564 Mlb copper recovered
- 2,025 koz gold recovered
- 15,067 koz silver recovered
- Entrée LOM avg C1 - \$0.30/lb payable Cu
- Entrée LOM avg AISC, after credit - \$0.92/lb payable Cu



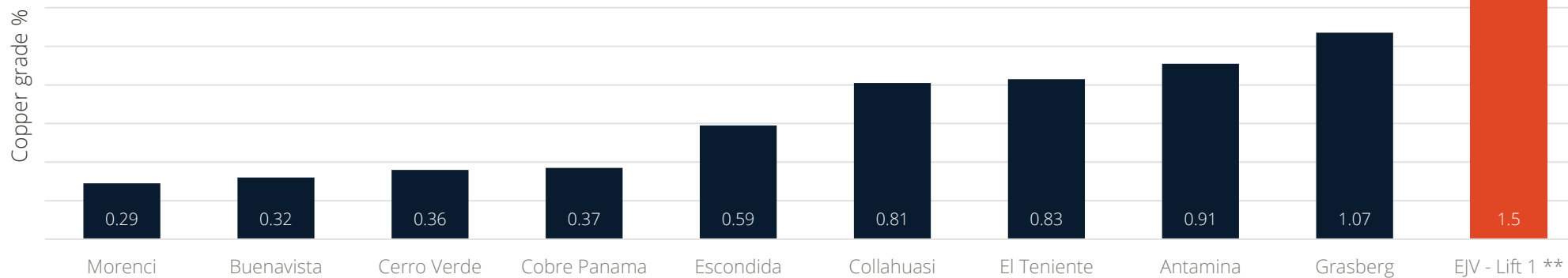
*Based on assumptions in the 2021 Technical Report, which are subject to change.

Reported on a 100% Entrée/Oyu Tolgoi JV basis, unless otherwise noted. Both scenarios assume long term metal prices of \$3.25/lb copper, \$1,591.00/oz gold and \$21.08/oz silver. All values are in US dollars. C1 and ASIC are non-IFRS performance measurements. See Slide 3 for further information.

EJV – LIFT 1

High-grade

Copper grades of the largest 2021 copper mines*



* Per Mining Intelligence <https://www.mining.com/joint-venture/escondida-holds-top-spot-on-list-of-top-copper-mines/>

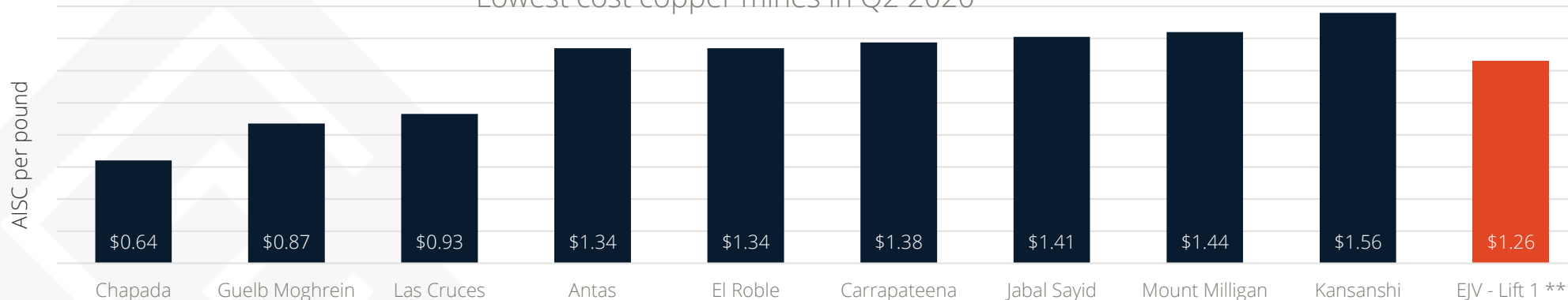
**Based on assumptions in the 2021 Technical Report, which are subject to change.

*** per Mining Intelligence <https://www.mining.com/featured-article/ranked-top-10-lowest-cost-copper-mines/>

ASIC is a non-IFRS performance measurement. See Slide 3 for further information.

Low-cost

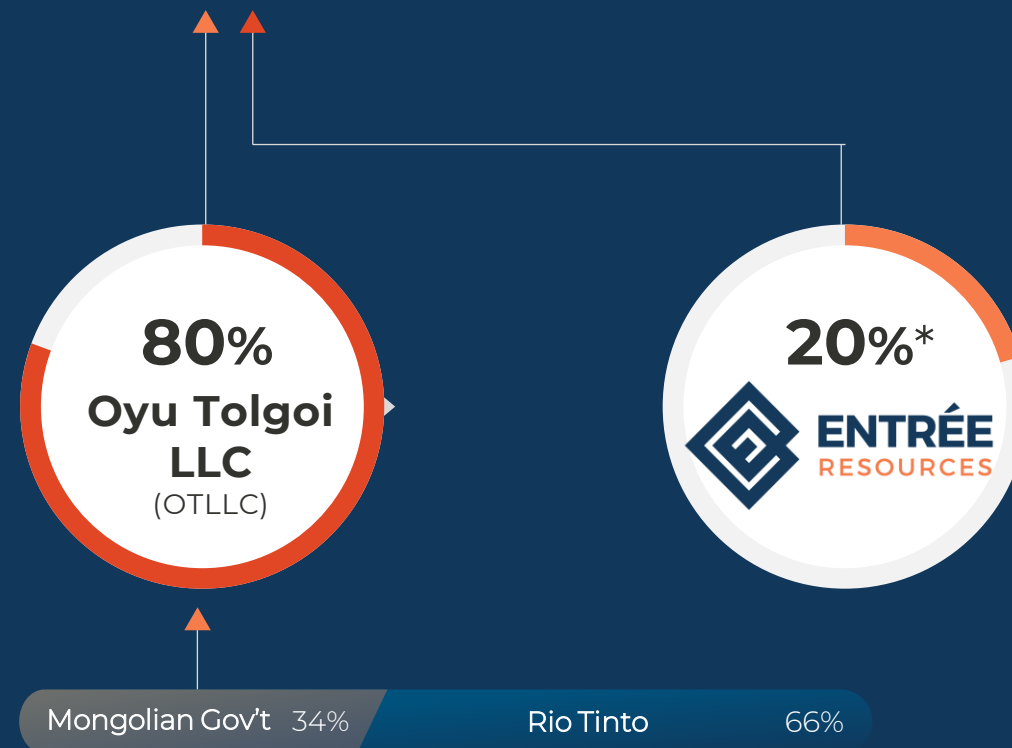
Lowest cost copper mines in Q2 2020 ***



Agreement Structure

- Entrée does NOT contribute upfront cash for development capital, exploration or license fees on the EJV property
- RATHER, OTLLC contributes Entrée's share of these expenditures and recognizes a non-recourse loan that bears interest at RBC prime + 2%
- The loan is repayable to OTLLC only from 90% of Entrée's free operating cash flow until repaid in full
- Development capital consists of costs related to underground development and infrastructure on the EJV property ONLY

Entrée/Oyu Tolgoi JV

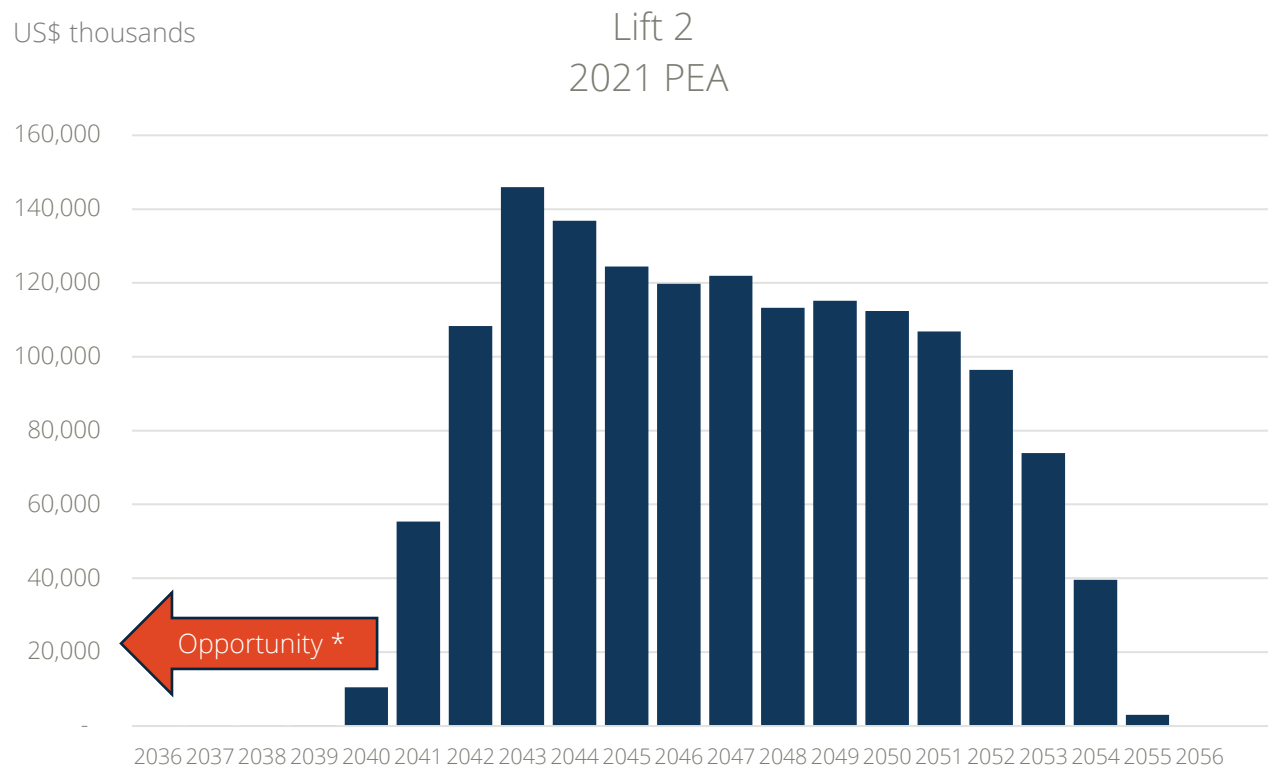
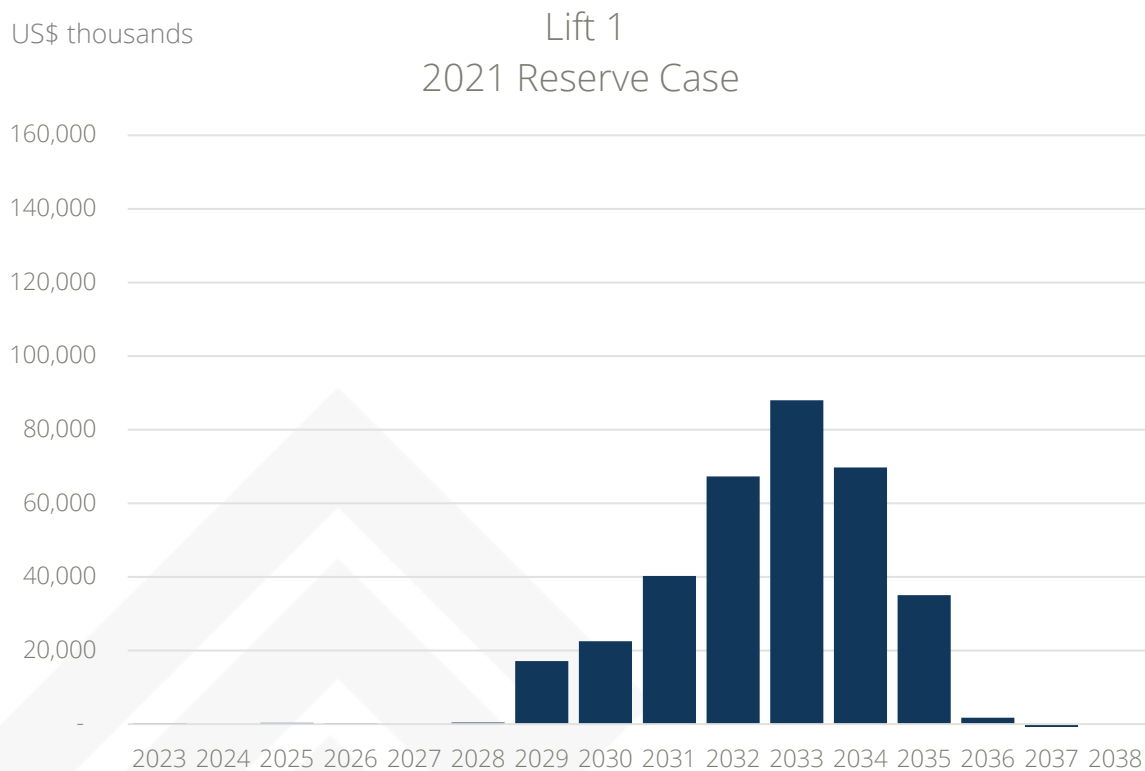


* Entrée has a 20% carried participating interest in the EJV (30% with respect to mineralization extracted from above 560 metres in depth).

Cash Flows – HNE Lift 1 and Lift 2 ^{1,2,3}

Significant free cash flow

Metal prices used for the financial analysis for both the 2021 Reserve Case and the 2021 PEA: copper \$3.25/lb, gold \$1,591.00/oz, silver \$21.08/oz.



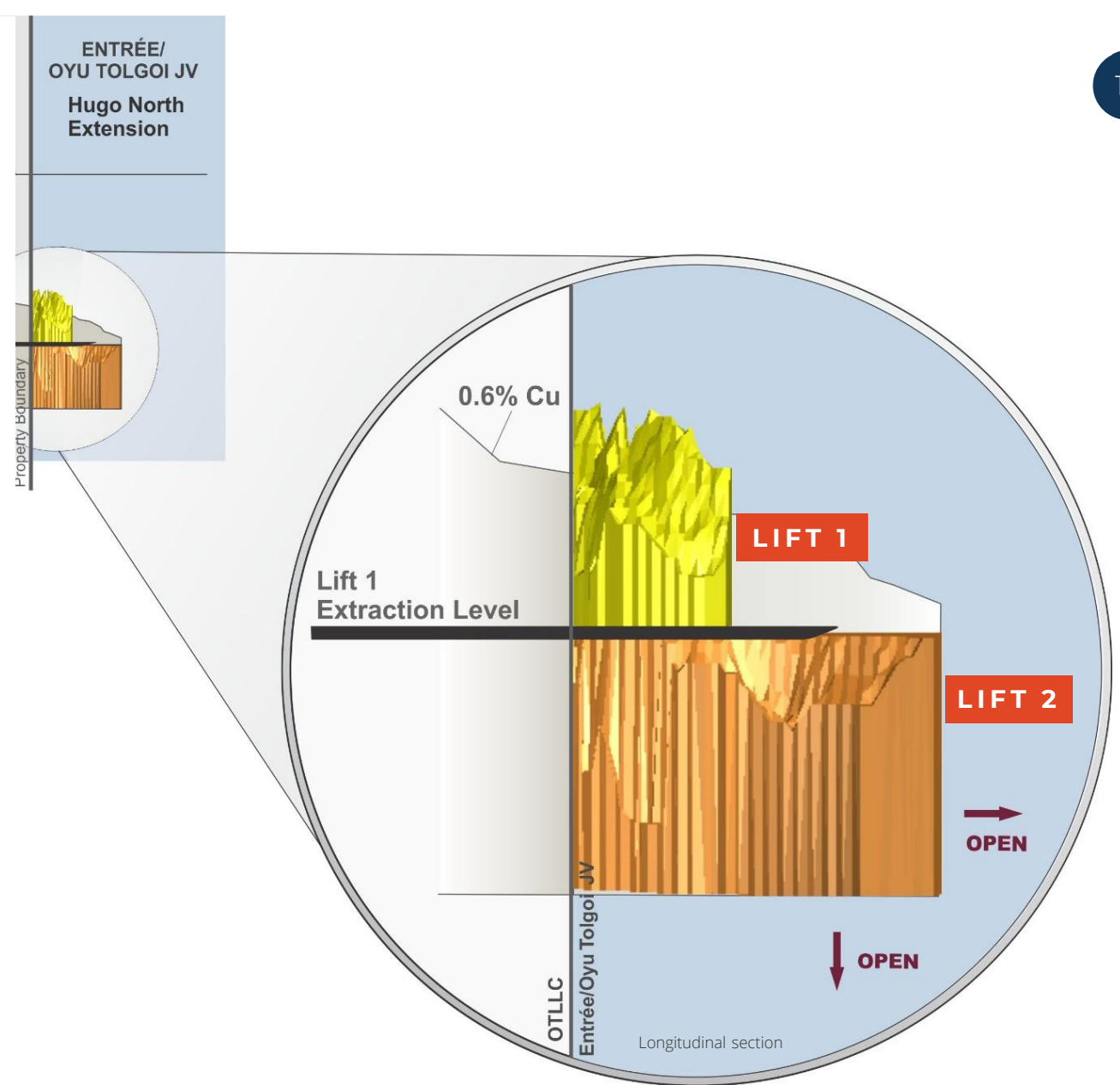
* OPPORTUNITY exists to bring forward Lift 2 cash flows. Drilling underway to support OTLLC Lift 2 Pre-Feasibility Study.

1. Based on assumptions in the 2021 Technical Report, which are subject to change.
2. Cash flows shown are attributable to Entrée.
3. The economic analysis in the 2021 PEA (HNE Lift 2) does not have as high a level of certainty as the 2021 Reserve Case (HNE Lift 1). The 2021 PEA is preliminary in nature and includes Inferred mineral resources that are considered too speculative geologically to have the economic considerations applied to them that would enable them to be categorized as mineral reserves, and there is no certainty that the 2021 PEA will be realized. Mineral resources are not mineral reserves and do not have demonstrated economic viability.



Underground Project Development-HNE*

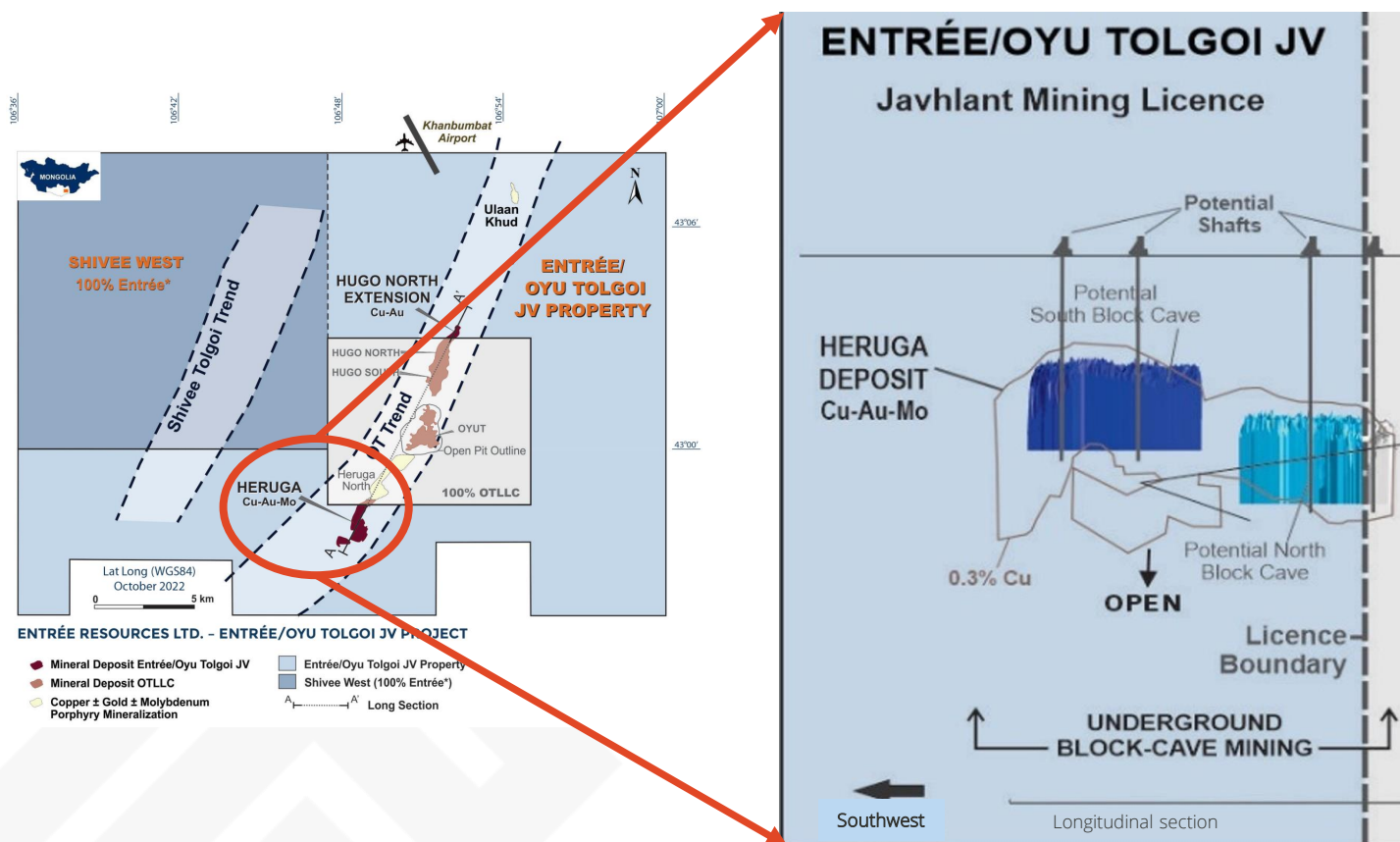
- Technical studies for **Lift 1 Panel 1** (including HNE) & Panel 2 mine design and schedule optimization completed H1 2023
 - Result is de-risked, resilient mine designs that provide a pathway to ramp-up
 - Incorporated into updated 2023 Oyu Tolgoi Feasibility Study (OTFS23) submitted to regulatory bodies in Mongolia
- Attention now on Lift 1 Panel 1 & 2 development and Lift 2 design
- First Lift 1 Panel 1 development work on HNE expected H2 2024**
 - Proposed 284 equivalent metres on the extraction, haulage, and return air levels
 - Will establish the initial Panel 1 western ore handling truck chute
- HNE Lift 2 drilling ahead of schedule**
 - 2023 in-fill diamond drilling:
 - 25 underground holes totalling 6,577 metres
 - 7 surface holes totalling 6,753 metres
 - ~14,128 metres of underground drilling in 25 holes and ~6,840 metres of surface drilling in 4 holes planned for 2024
- Drilling will support **updated resource model** for Hugo North (including HNE) Lifts 1 & 2 and **Lift 2 Pre-Feasibility Study**



*Information as reported by Rio Tinto or provided by OTLLC. Entrée is currently reviewing OTFS23. Majority of 2022 and 2023 HNE drill hole analytical results are pending.

EJV Deposits

Heruga



- 2024 work program: ~8,785 metres diamond drilling in 5 surface holes to increase ore body knowledge and support Order of Magnitude Study
- Long-term optionality: to be developed after Hugo North or potentially with large scale mill expansion
- Strategic: 93% on EJV property
- Large scale: 1.4 billion tonnes of inferred mineral resources¹
- Attractive grades: 0.68% CuEq²


1. Refer to Mineral Resources & Reserves Estimates on Slide 19.

2. Heruga CuEq is calculated using the following equation: $CuEq = Cu + ((Au * 37.0952) + (Ag * 0.5810) + (Mo * 0.0161)) / 67.9023$ taking into account differentials between metallurgical performance and price for copper, gold, silver and molybdenum.

NEAR TERM CATALYSTS

- Potential for rising copper prices due to increasing demand and tightening supply
- Ramp-up of Lift 1 underground mine*
 - Lift 1 Panel 1 (including HNE) mine design **completed** → improved stability, constructability, operability
 - First HNE development work expected H2 2024 (to establish initial Panel 1 western ore handling truck chute)
 - Commissioning of Shafts 3 & 4 expected H2 2024
- Updated Hugo North (including HNE) resource model for Lifts 1 and 2*
- Potential to improve EJV structure
 - Objectives include transfer of EJV licenses to OTLLC through arbitration or in conjunction with restructured or amended joint venture agreement

*Information as reported by Rio Tinto or provided by OTLLC.



Above: Oyu Tolgoi's underground mine. Source: <http://ot.mn/>

Our Team

Experienced Leadership

	Experience	Achievements	Roles
STEPHEN SCOTT President, CEO & Director	30+ years	Global operational and executive experience.	Former executive roles at Rio Tinto and current director of Atalaya Mining.
DUANE LO CFO	20+ years	Progressively senior global financial management experience.	Currently a CFO and/or director of several public companies. Former CFO of Luna Gold (now Equinox Gold) and Controller of First Quantum Minerals.
SUSAN MCLEOD VP, Legal Affairs	25+ years	External and internal legal counsel to several international mining companies.	Roles in M&A, corporate finance, corporate governance and continuous disclosure.
ALAN EDWARDS Non-Executive Chair of Board	35+ years	Mining engineer with extensive operational and management experience in global base metals companies.	Current President of AE Resources Corp. and director of Americas Gold & Silver Corp., Arizona Sonoran Copper Company Inc., and Elevation Gold Mining Corporation.
TERESA CONWAY Director	25+ years	Former energy executive; CPA, CA and ICD.D from the Institute of Corporate Directors.	Former CEO and CFO of Powerex Corp. and current director of Eldorado Gold Corp. and Altius Minerals Corp.
ALLAN MOSS Director	40+ years	Chartered Engineer (UK), registered Eur. Ing (Eur) and Adjunct Professor at UBC.	Technical consultant on block caving mining techniques to several mining companies and President of Sonal Mining Technology Inc.
MICHAEL PRICE Director	30+ years	Ph.D. in Mining Engineering with extensive banking experience.	Current director of Galiano Gold and Senior Advisor and Representative of Resource Capital Funds. Past Managing Director at Barclays Capital, Societe Generale and Rothschild & Sons.
PAULA ROGERS Director	25+ years	Financial executive with various public companies and a CPA, CA designation.	Former financial officer with Canadian-based international public companies. Currently Chairperson of Diversified Royalty Corp. and director of Hudbay Minerals Inc. and Argonaut Gold Inc.



For more information, please contact:

DUANE LO

Chief Financial Officer
dlo@EntreeResourcesLtd.com

DAVID JAN

Investor Relations
djan@EntreeResourcesLtd.com

PHONE

604 687 4777 (office)
1 866 368 7330 (toll free)

EntreeResourcesLtd.com



APPENDIX



ENTRÉE
RESOURCES

Entrée Overview

TREASURY
\$6.1M
 USD
*As of
 December 31, 2023*

MARKET CAP
~\$270M
 CAD
March 4, 2024

SHARES
 OUTSTANDING
~203M
March 4, 2024

TSX: ETG
OTCQB: ERLFF

Cornerstone Shareholders

(as at March 4, 2024)

Ownership

Horizon Copper Corp.

24%

Rio Tinto

16%

Entrée/Oyu Tolgoi JV Property

Mineral Resources & Reserves

High-grade, Large Resources

MINERAL RESERVES – HUGO NORTH EXTENSION LIFT 1

Classification	Tonnage (Mt)	NSR (US\$/t)	Cu (%)	Au (g/t)	Ag (g/t)	Contained Metal		
						Cu (Mlb)	Au (koz)	Ag (koz)
Probable	40	97.52	1.5	0.53	3.6	1,340	676	4,613

MINERAL RESOURCES

Classification	Tonnage (Mt)	Cu (%)	Au (g/t)	Ag (g/t)	Mo (ppm)	CuEq (%)	Contained Metal			
							Cu (Mlb)	Au (koz)	Ag (koz)	Mo (Mlb)
Hugo North Extension (>0.37% CuEq Cut-Off)										
Indicated	120	1.70	0.58	4.3	-	2.04	4,500	2,200	16,000	-
Inferred	167	1.02	0.36	2.8	-	1.23	3,800	1,900	15,000	-
Heruga (>0.37% CuEq Cut-Off)										
Inferred	1,400	0.41	0.40	1.5	120	0.68	13,000	18,000	66,000	370

Effective date of mineral resources is March 31, 2021; effective date of mineral reserves is May 15, 2021.

Entrée has a 20% carried interest in the Hugo North Extension and Heruga deposits.

Mineral reserves are reported inclusive of those mineral resources that were converted to mineral reserves.

HNE CuEq is calculated using the following equation: $CuEq = Cu + ((Au * 35.7175) + (Ag * 0.5773)) / 67.9023$ taking into account differentials between metallurgical performance and price for copper, gold and silver.

Heruga CuEq is calculated using the following equation: $CuEq = Cu + ((Au * 37.0952) + (Ag * 0.5810) + (Mo * 0.0161)) / 67.9023$ taking into account differentials between metallurgical performance and price for copper, gold, silver and molybdenum.

Highlights

2021 Reserve Case and 2021 PEA

Metal prices used for the financial analysis for both the 2021 Reserve Case and the 2021 PEA: copper \$3.25/lb, gold \$1,591.00/oz, silver \$21.08/oz.

Entrée/Oyu Tolgoi JV Property	Units	2021 Reserve Case (HNE Lift 1)	2021 PEA (HNE Lift 2)
ENTRÉE ATTRIBUTABLE FINANCIAL RESULTS			
Cash Flow, pre-tax	US\$M	449	1,982
NPV(5%), after-tax	US\$M	185	541
NPV(8%), after-tax	US\$M	131	306
EJV LOM RECOVERED METAL			
Copper Recovered	Mlb	1,249	4,564
Gold Recovered	koz	549	2,025
Silver Recovered	koz	3,836	15,067

Based on assumptions in the 2021 Technical Report, which are subject to change.

Entrée has a 20% attributable interest in the above recovered metal.

The economic analysis in the 2021 PEA does not have as high a level of certainty as the 2021 Reserve Case. The 2021 PEA is preliminary in nature and includes Inferred mineral resources that are considered too speculative geologically to have the economic considerations applied to them that would enable them to be categorized as mineral reserves, and there is no certainty that the 2021 PEA will be realized. Mineral resources are not mineral reserves and do not have demonstrated economic viability.

2021 Reserve Case and 2021 PEA

Capital Costs

LOW CAPITAL AND DEVELOPMENT RISK FOR ENTRÉE

Financial Highlights (in USD, attributable to Entrée)

	2021 Reserve Case (HNE Lift 1)	2021 PEA (HNE Lift 2)
Direct Development & Sustaining Capital Costs (\$M)	\$55.1	\$319.7
Amortized Capital Costs (\$M)	\$140.2	\$40.2

- JV partner OTLLC carries almost all of the financial burden and execution risk on the Oyu Tolgoi underground project, including the EJV property
- Manageable project development risk with Rio Tinto as operator

Entrée has elected to have OTLLC contribute Entrée's share of all project/exploration costs throughout the life of the mine by way of a loan; repayable only from 90% of free cash flow (see slide 10)

Based on assumptions in the 2021 Technical Report, which are subject to change.



2021 Reserve Case and 2021 PEA

Operating Costs

LOW C1 CASH COSTS AND AISC ATTRIBUTABLE TO ENTRÉE

Operating Costs (in USD, attributable to Entrée)			
	Units	2021 Reserve Case (HNE Lift 1)	2021 PEA (HNE Lift 2)
Average LOM cash costs after credits (C1)	\$/lb (payable copper)	\$0.79	\$0.30
Average LOM all-in-sustaining costs after credits (AISC)	\$/lb (payable copper)	\$1.26	\$0.92
Average LOM Operating Costs	\$/t processed	\$46.01	\$28.25

- The average LOM cash cost, AISC, and operating costs for the 2021 Reserve Case includes an amortization charge for OTLLC facility development capital costs
- These OTLLC facility development capital costs will have been fully recaptured prior to processing material from HNE Lift 2; consequently, no amortization allowance for such development capital costs is payable for the 2021 PEA

Based on assumptions in the 2021 Technical Report, which are subject to change.

C1 and AISC are non-IFRS performance measurements. See Slide 3 for further information.